



Santa Barbara
SCHOOL DISTRICTS

720 Santa Barbara Street, Santa Barbara, CA 93101
Phone (805) 963-4338, Fax (805) 965-9561

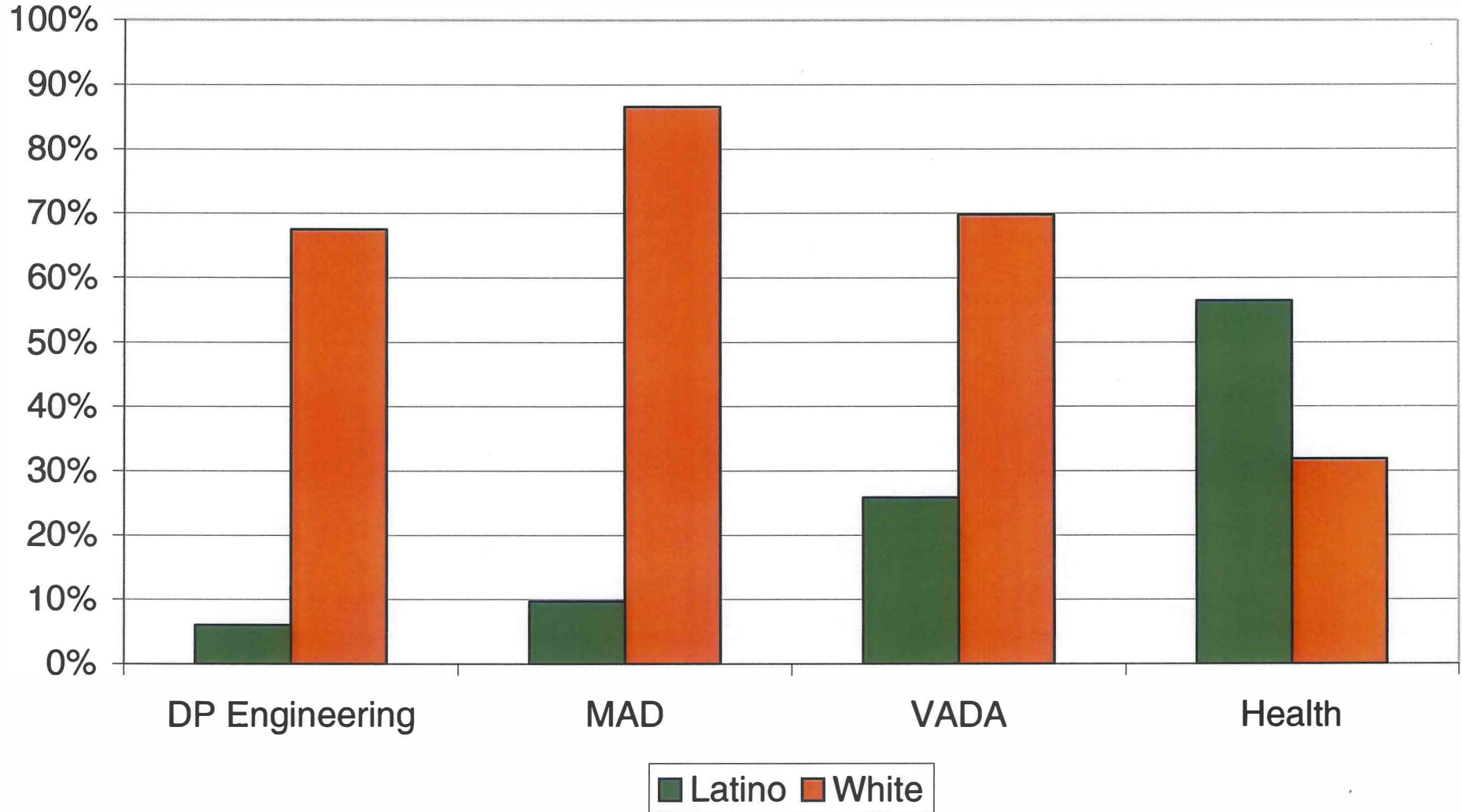
Date: July 1, 2010
To: Dr. J. Brian Sarvis, Superintendent
From: Dr. Davis Hayden, Director of Research, Technology and Evaluation
Subject: Additions to the Annual Latino Report

Background

At the Santa Barbara School Board meeting on June 29, 2010, several board members requested additional data on enrollment at the Academies at the three comprehensive high schools and on a breakdown on STAR performance for Latino and White students taking into account socio-economic disadvantaged, English Learner, special education, and parent education status. The attached charts provide this information.

Added after presentation and sent via board brief

Percent of Latino and White Students in the Academies for 2010-11



For the following charts the definitions of the categories are as follows:

All data is from STAR data files

All Latino = All students with ethnicity marked as Latino

All White = All students with ethnicity marked as White

No EL Latino = All students with ethnicity marked as Latino and that are not English Learners

No EL White = All students with ethnicity marked as White and that are not English Learners

No EL SED Latino = All students with ethnicity marked as Latino and that are not English Learners and are not marked as socio-economically disadvantaged

No EL SED White = All students with ethnicity marked as White and that are not English Learners and are not marked as socio-economically disadvantaged


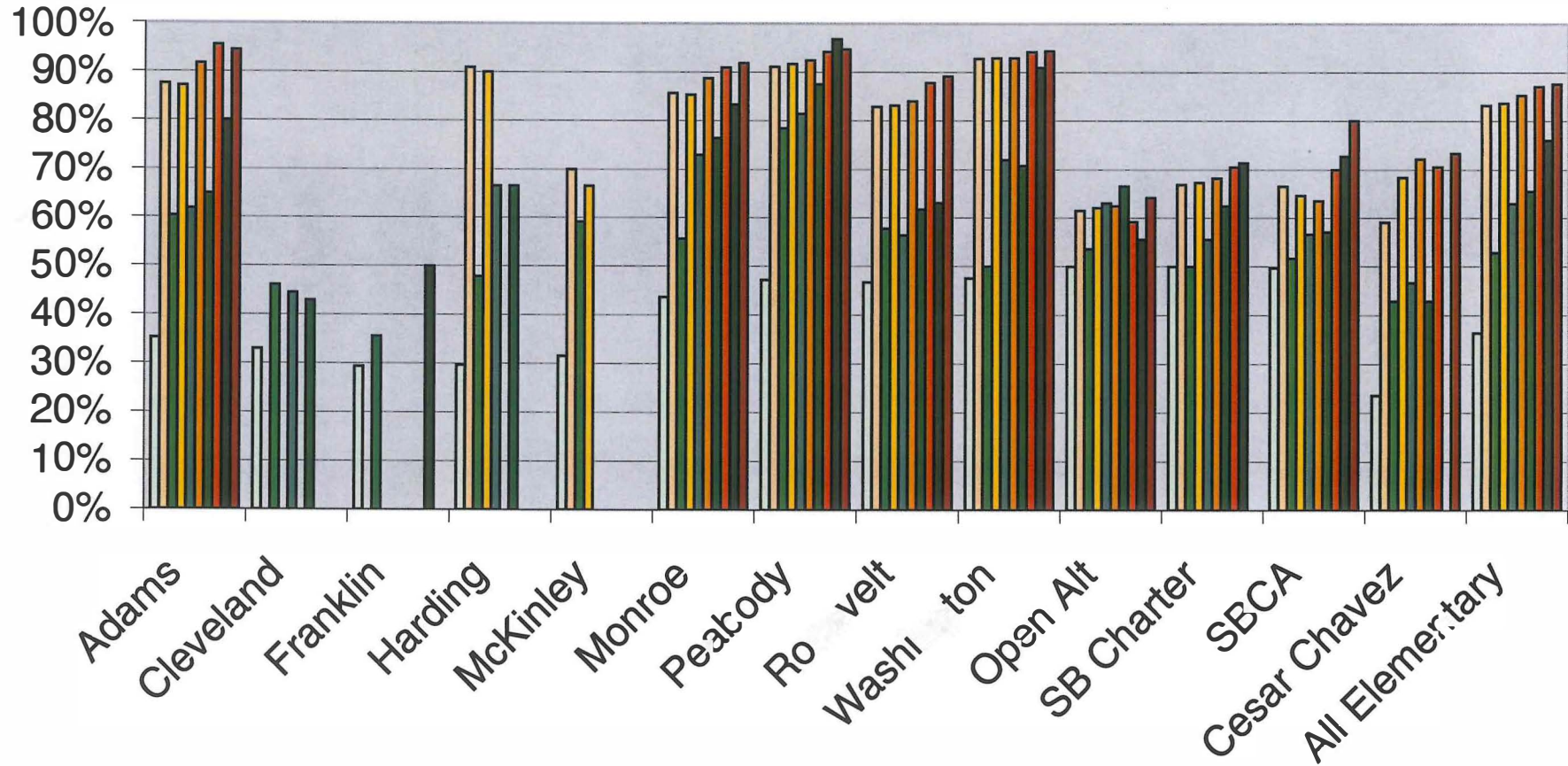
No EL SED SPED Latino = All students with ethnicity marked as Latino and that are not English Learners and are not marked as socio-economically disadvantaged and not marked as being in special education

No EL SED SPED White = All students with ethnicity marked as White and that are not English Learners and are not marked as socio-economically disadvantaged and not marked as being in special education

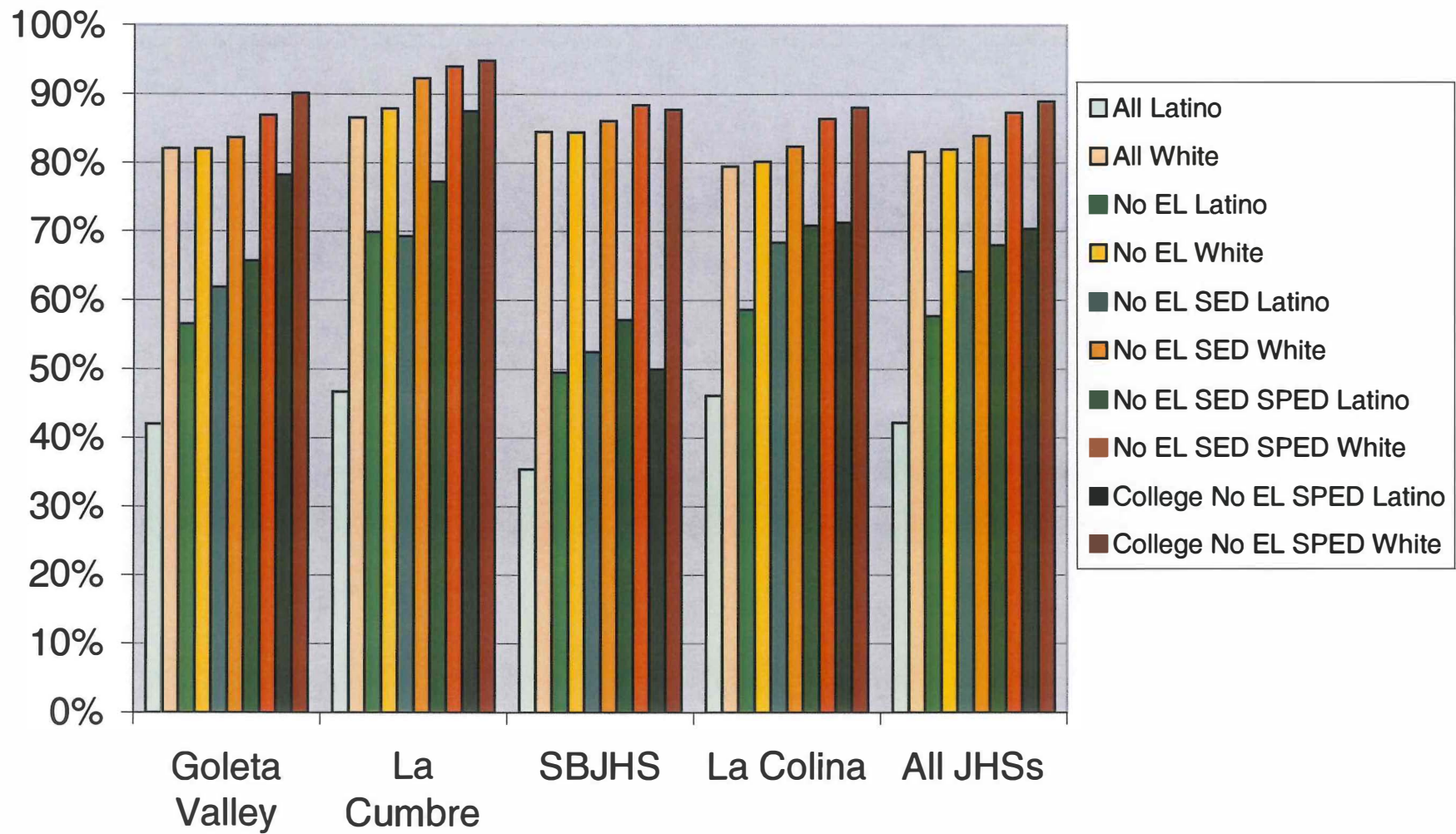
College No EL SPED Latino = All students with ethnicity marked as Latino and that are not English Learners and not marked as being in special education and that have an indication that at least one parent has graduated from college or has attended graduate school.

College No EL SPED White = All students with ethnicity marked as White and that are not English Learners and not marked as being in special education and that have an indication that at least one parent has graduated from college or has attended graduate school.

Elementary Schools Percent Proficient on STAR by Various Categories in 0809



Junior High Schools Percent Proficient on STAR by Various Categories in 0809



High Schools Percent Proficient on STAR by Various Categories in 0809

